



District Report Card: 2017


State: Arunachal Pradesh	District: Papum Pare
Class: 3	Subject: Language
Schools: 58	Students: 849


Participation/Coverage


Students

<div>GENDER</div> <div></div>	Boys		Girls	
	Number	%	Number	%
	395	46.53	454	53.47

<div>AREA</div> <div></div>	Rural		Urban	
	Number	%	Number	%
	372	43.82	477	56.18

<div>CATEGORY</div> <div></div>	SC		ST		OBC		GEN	
	Number	%	Number	%	Number	%	Number	%
	62	7.30	602	70.91	42	4.95	143	16.84

<div>CWSN</div> <div></div>	LD	VI	HI	S&LD	ID	Oth
	0	2	2	1	4	8

<div>Management</div> <div></div>	Government		Government-aided	
	Number	%	Number	%
	685	80.68	164	19.32

Average Performance of Students in Language (%)

Overall	Gender		Area		Management		Social Group			
	Male	Female	Rural	Urban	Govt.	Aided	SC	ST	OBC	GEN
55.56	54.58	56.40	59.44	52.52	54.14	61.46	52.15	57.30	57.46	49.14

Performance on Learning Outcomes (LOs)

Learning Outcomes	Description	Average Performance(%)
L304	Reads small texts with comprehension i.e., identifies main ideas, details, sequence and draws conclusions	56.83
L312	Reads printed scripts on the classroom walls: poems, posters, charts etc.	53.00

Range of Performance of Students who Answered Correctly							
Below 30%		30% - 50%		50% - 75%		Above 75%	
Number	%	Number	%	Number	%	Number	%
148	17.43	219	25.80	273	32.16	209	24.62

Lowest Performing Learning Outcomes (LOs)

1 - Reads printed scripts on the classroom walls: poems, posters, charts etc. (53.00)

2 - Reads small texts with comprehension i.e., identifies main ideas, details, sequence and draws conclusions (56.83)